

# BioPass3000

---

## Runtime Package Installation Guide

*Version 1.0*

Feitian Technologies Co., Ltd. ("Feitian" for short) will do their best to keep the content of this document as accurate as possible. But Feitian will not take the responsibilities for any direct or indirect loss that may be caused by this document. The content of this document will be amended along with the updating of the product without notification.

Revision History:

Date	Version	Description
December 2006	1.0	1st Edition

## Feitian Technologies Co., Ltd.

### Software Developer's Agreement

All Products of Feitian Technologies Co., Ltd. (Feitian) including, but not limited to, evaluation copies, diskettes, CD-ROMs, hardware and documentation, and all future orders, are subject to the terms of this Agreement. If you do not agree with the terms herein, please return the evaluation package to us, postage and insurance prepaid, within seven days of their receipt, and we will reimburse you the cost of the Product, less freight and reasonable handling charges.

**1. Allowable Use** - You may merge and link the Software with other programs for the sole purpose of protecting those programs in accordance with the usage described in the Developer's Guide. You may make archival copies of the Software.

**2. Prohibited Use** - The Software or hardware or any other part of the Product may not be copied, reengineered, disassembled, decompiled, revised, enhanced or otherwise modified, except as specifically allowed in item 1. You may not reverse engineer the Software or any part of the product or attempt to discover the Software's source code. You may not use the magnetic or optical media included with the Product for the purposes of transferring or storing data that was not either an original part of the Product, or a Feitian provided enhancement or upgrade to the Product.

**3. Warranty** - Feitian warrants that the hardware and Software storage media are substantially free from significant defects of workmanship or materials for a time period of twelve (12) months from the date of delivery of the Product to you.

**4. Breach of Warranty** - In the event of breach of this warranty, Feitian's sole obligation is to replace or repair, at the discretion of Feitian, any Product free of charge. Any replaced Product becomes the property of Feitian.

Warranty claims must be made in writing to Feitian during the warranty period and within fourteen (14) days after the observation of the defect. All warranty claims must be accompanied by evidence of the defect that is deemed satisfactory by Feitian. Any Products that you return to Feitian, or a Feitian authorized distributor, must be sent with freight and insurance prepaid.

EXCEPT AS STATED ABOVE, THERE IS NO OTHER WARRANTY OR REPRESENTATION OF THE PRODUCT, EXPRESSED OR IMPLIED, INCLUDING, BUT NOT LIMITED TO, THE

IMPLIED WARRANTIES OF MERCHANTABILITY AND FITNESS FOR A PARTICULAR PURPOSE.

**5. Limitation of Feitian's Liability** - Feitian's entire liability to you or any other party for any cause whatsoever, whether in contract or in tort, including negligence, shall not exceed the price you paid for the unit of the Product that caused the damages or are the subject of, or indirectly related to the cause of action. In no event shall Feitian be liable for any damages caused by your failure to meet your obligations, nor for any loss of data, profit or savings, or any other consequential and incidental damages, even if Feitian has been advised of the possibility of damages, or for any claim by you based on any third-party claim.

**6. Termination** - This Agreement shall terminate if you fail to comply with the terms herein. Items 2, 3, 4 and 5 shall survive any termination of this Agreement.

**CE Attestation of Conformity**

The equipment complies with the principal protection requirement of the EMC Directive (Directive 89/336/EEC relating to electromagnetic compatibility) based on a voluntary test.

This attestation applies only to the particular sample of the product and its technical documentation provided for testing and certification. The detailed test results and all standards used as well as the operation mode are listed in

Test report No.: 70407310011

Test standards: EN 55022/1998 EN 55024/1998

After preparation of the necessary technical documentation as well as the conformity declaration the CE marking as shown below can be affixed on the equipment as stipulated in Article 10.1 of the Directive. Other relevant Directives have to be observed.

**FCC certificate of approval**

This Device is in conformance with Part 15 of the FCC Rules and Regulations for Information Technology Equipment.

**USB**

This equipment is USB based.

**WEEE**

Dispose in separate collection.

# Contents

- 1 Supported Platforms by BioPass3000 ..... 2
- 2 Preparing for Installation ..... 2
- 3 Installing BioPass3000 Runtime Package ..... 2
- 4 Uninstalling BioPass3000 Runtime Package..... 4

# **Install/Uninstall BioPass3000**

## **Runtime Package**

The following topics will be discussed:

- BioPass3000 Supported Platforms
- Preparing for Installation
- Installing BioPass3000 Runtime Package
- Uninstalling BioPass3000 Runtime Package

# 1 Supported Platforms by BioPass3000

BioPass3000 currently supports the following platforms:

- Windows 98 SE
- Windows Me
- Windows 2000
- Windows XP
- Windows 2003

## 2 Preparing for Installation

Before installing BioPass3000 Runtime Package, the following requirements should be satisfied:

- Supported Operating Systems
- A USB port available on the computer
- BIOS supports USB devices, and the USB support feature in CMOS settings is enabled
- USB extension cable or USB Hub (Optional) available
- BioPass3000 token available

## 3 Installing BioPass3000 Runtime Package

You must install BioPass3000 Runtime Package before using the token. Run BioPass3000-English.exe. The following window appears:





Fig. 1 Welcome

On this welcome window, click “Install” to enter the installation window.

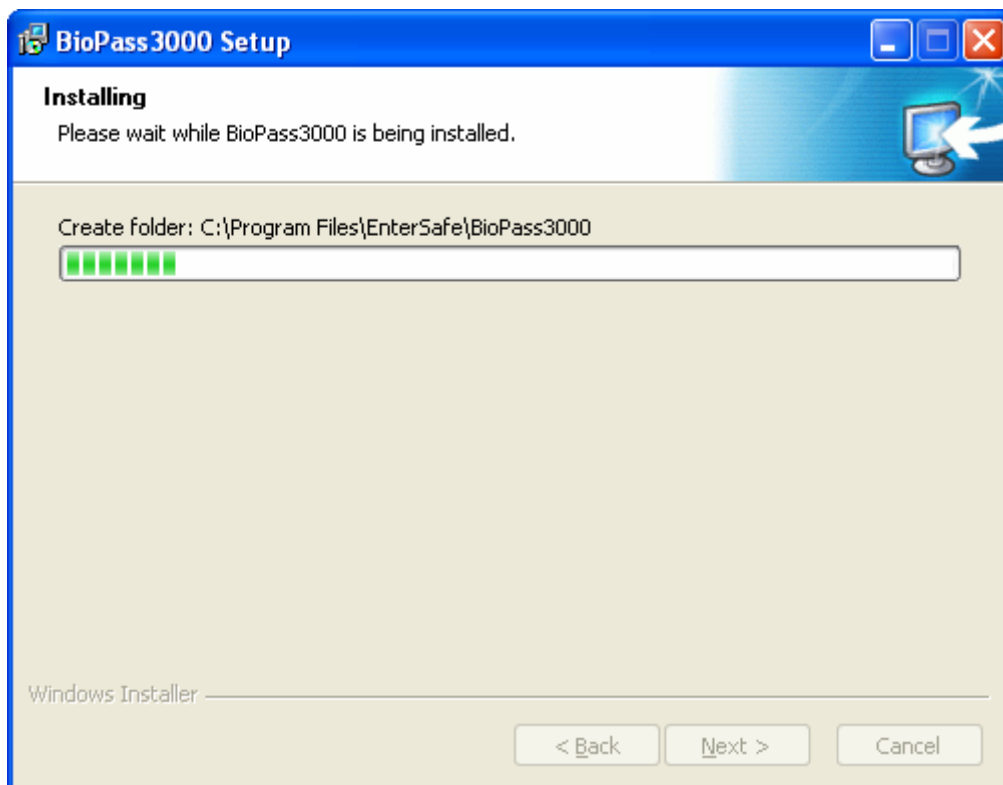


Fig. 2 Installing

After installing, the following window appears.

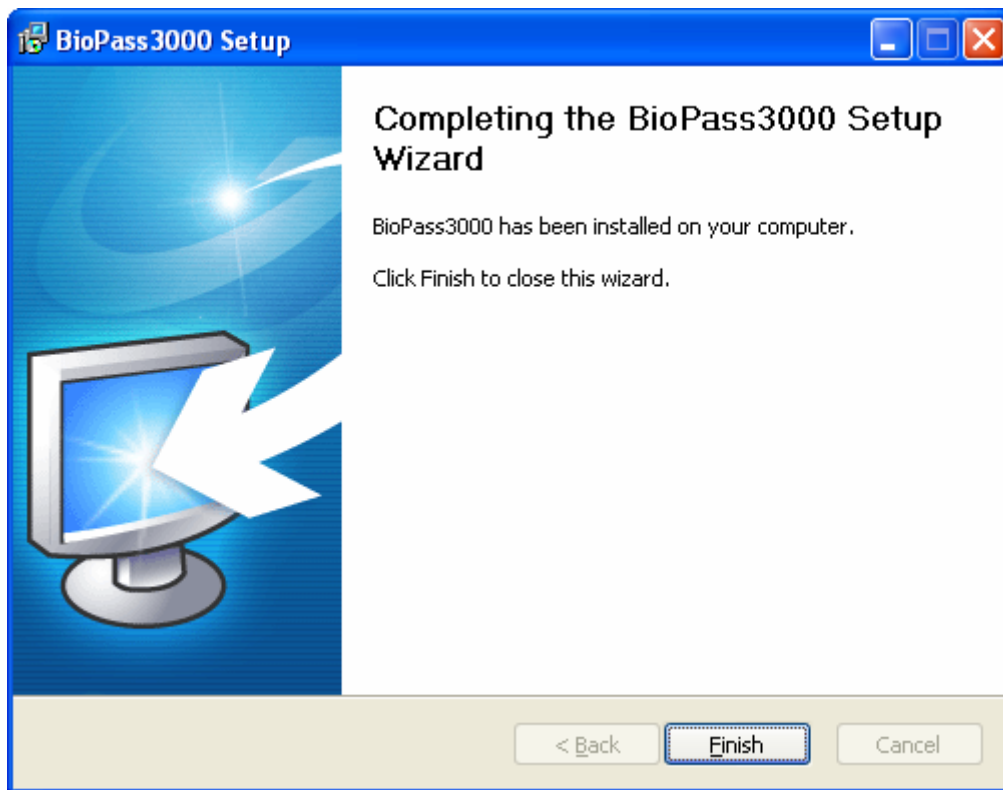


Fig.3 Installation Complete

Click "Finish" to complete installation.

## 4 Uninstalling BioPass3000 Runtime Package

Uninstalling BioPass3000 SDK or runtime package is similar to uninstalling other applications. You can use either of the following two methods:

- Use "Add or Remove Programs" in Control Panel

Open the control panel by "Start" → "Settings" → "Control Panel" and double click "Add or Remove Programs". In the "Change or Remove Programs" page, select the "BioPass3000 (Remove only)" in the "Currently installed programs" list.

- Uninstall from Start Menu

Select "Start" → "Programs" → "EnterSafe" → "BioPass3000" → "Uninstall BioPass3000"



Fig. 4 Uninstall Wizard

Click "Uninstall" button. The Wizard will complete uninstallation automatically. The following window will be displayed to indicate the progress in the process.

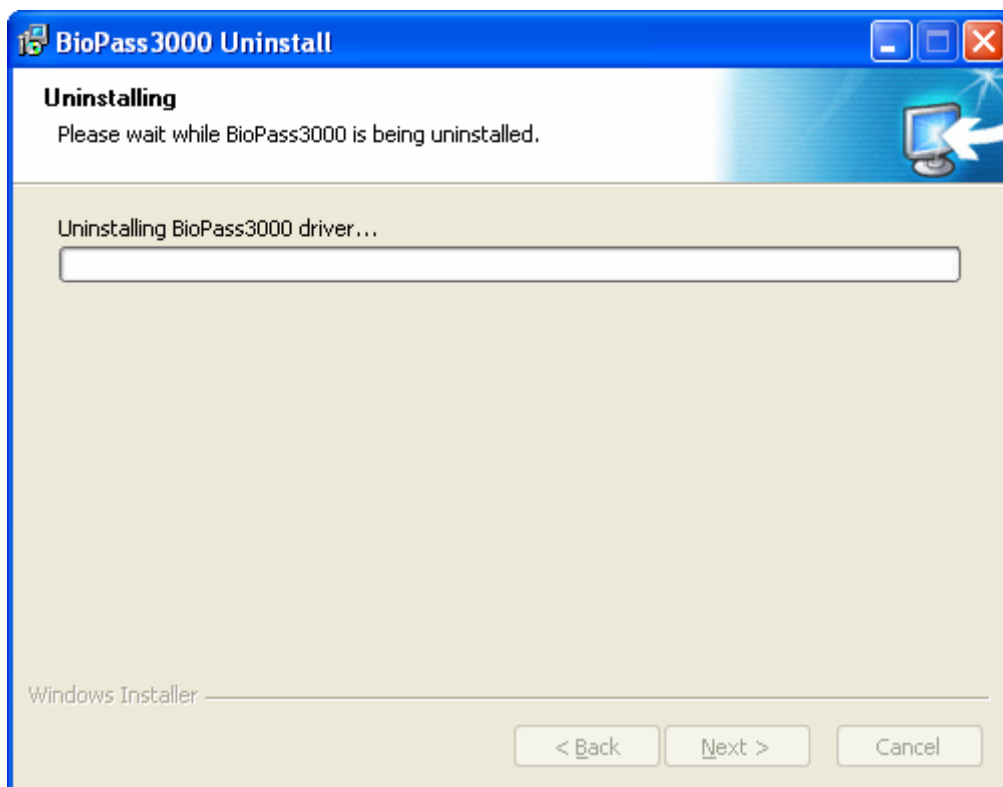


Fig. 5 Uninstallation Process

Then, the following window appears.

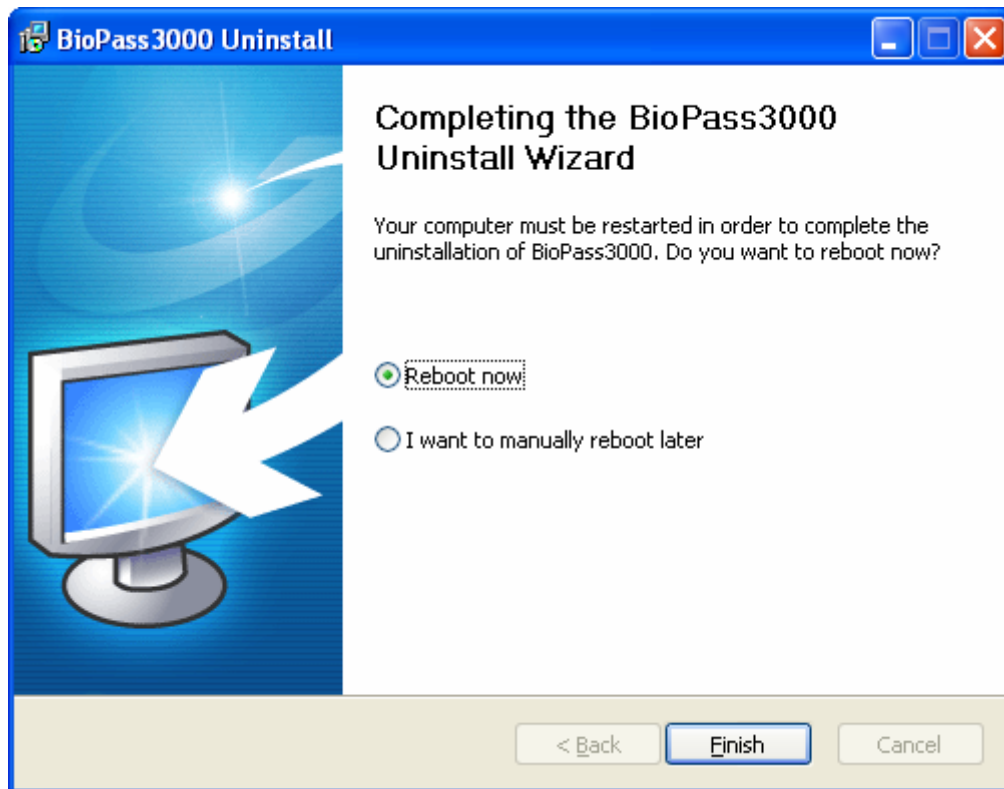


Fig. 6 Uninstallation Complete

Click "Finish" to restart the computer. After that, the BioPass3000 Runtime Package will be deleted completely.